

# External Tools in Brightspace

## How to Link to an External Tool

Many publishers and software products have already been integrated with Brightspace.

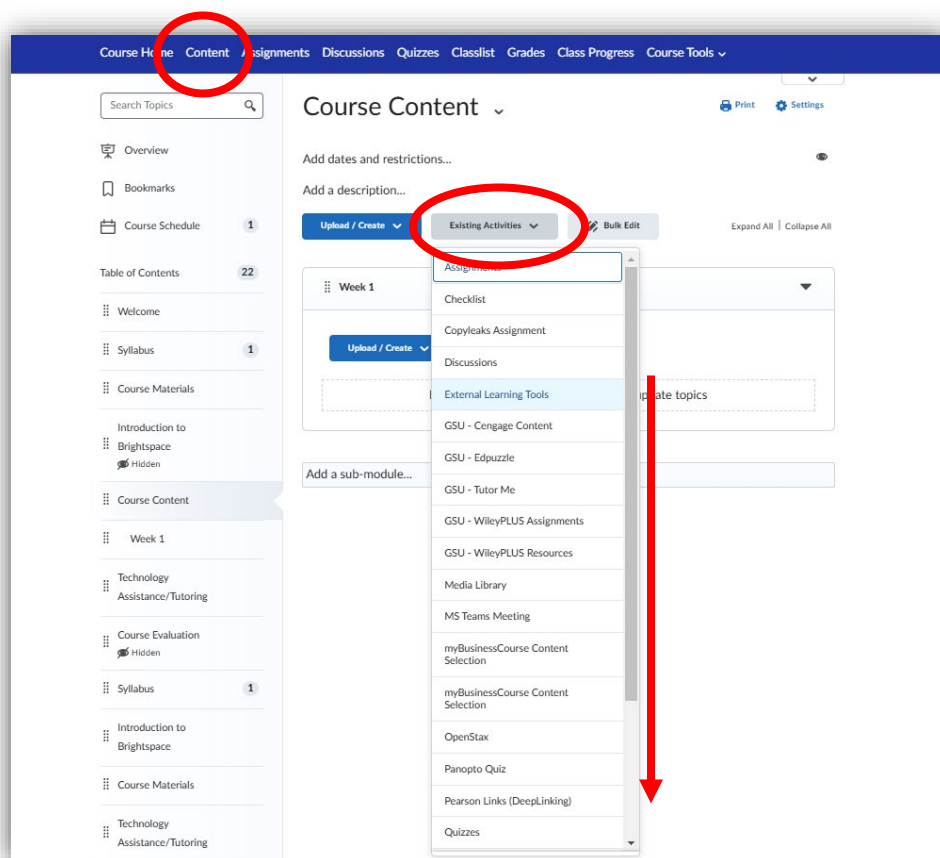
Examples include: Cengage, EdPuzzle, Wiley, Panopto, Pearson, OpenStax, Norton, Peregrine, McGraw Hill, Macmillan, Revel, and more.

To be “integrated” means that the software will work within Brightspace and that a link has been created between the two products.

*If you know of a software that you would like integrated please make that request. Most company representatives know if their product is able to be integrated with Brightspace.*

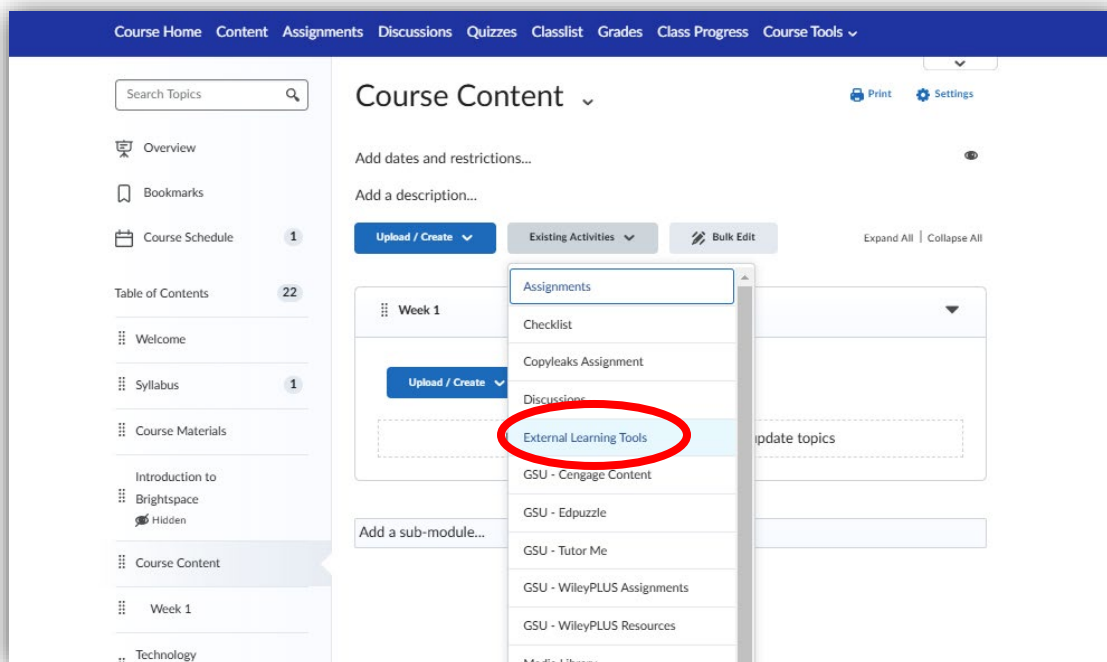
Software that has already been integrated can be found in one of two locations in Brightspace.

1. First, within the “Content” section of the course, select “Existing Activities”. Some of the products can be found here.

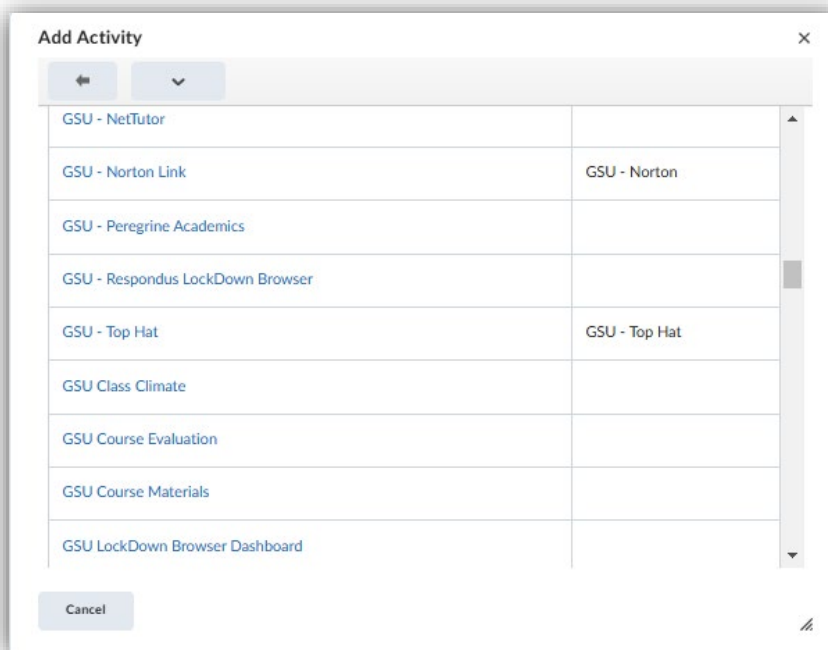


***Glenville State College prepares and inspires students to be thoughtful, productive, engaged, and responsible citizens who contribute to the well-being of their community, state, nation, and world.***

2. If you don't see the product there then from that view click on "External Learning Tools".



3. This will give you more options. Once you find the one you want, simply click on it to add it to your course.



***Glennville State College prepares and inspires students to be thoughtful, productive, engaged, and responsible citizens who contribute to the well-being of their community, state, nation, and world.***